

**MIXING:** Add the required amount of Genoxy to the partly filled spray tank, then add the remainder of the water while thoroughly agitating. Continue agitation while spraying.

**COMPATIBILITY:** Genoxy is incompatible with mineral spray oils. Do not mix concentrates together but add each to the spray tank separately. As formulations of other manufacturer's products are beyond the control of Adria all mixtures should be tested prior to use.

**RESISTANCE MANAGEMENT:** Genoxy is a diacylhydrazine insecticide (GROUP 18 INSECTICIDE). Some naturally occurring individual insects may become resistant when excessive use of the same insecticide occurs. To maximise the effectiveness of insecticides, products containing alternate modes of action should be used in the spray programme. Consult [www.nzpps.org/resistance/index.php](http://www.nzpps.org/resistance/index.php) for alternate modes of action and the details of resistance management strategies (if any) for the crops listed on the label.

**It is an offence to use this product on animals.**

**DIRECTIONS FOR USE:** Monitor treated areas closely to check for other pests. Consult field advisers to identify alternative or additive treatments when non-target pests are expected. Genoxy is a Moulting Accelerating Compound (MAC) insecticide which induces premature moulting in caterpillars. Feeding damage stops within 24 hours but insect death may take several days.

Genoxy can be used in Integrated Pest Management (IPM) programmes and can be applied over flowering where appropriate under the directions for use.

*The rates suggested are for high volume spraying to run-off. For concentrate spraying adjust dilution rate accordingly. Thorough coverage of plants is essential for control of pests.*

CROP	PEST	APPLICATION RATE	APPLICATION TIMING
Avocado	Leafrollers	Apply 25ml per 100 litres to full coverage (point of runoff) with a minimum dose of 500ml/ha.  For mature trees and water rates greater than 2000L/ha, maintain the rates of 25ml per 100 litres.	Apply at 3 to 4 week intervals from flowering as part of a season long leafroller spray programme. Do not apply more than four applications in any one season.
Grapes		Apply 15-25ml/100L to full coverage.  Do not apply Genoxy at less than 150ml/ha under moderate pest pressure and 250ml/ha under severe pest pressure.	Apply a single application at 80% capfall. If pest pressure remains high at pre-bunch closure, apply an alternative product.


**IT IS AN OFFENCE for users of this product to cause residues exceeding the relevant MRL in the Food Notice: Maximum Residue Limits for Agricultural Compounds.**

**WITHHOLDING PERIODS:**

Avocados..... 14 days (Consult your exporter for WHPs for export markets).  
Grapes..... Do not apply after 80% capfall.

**GRAZING RESTRICTION:** The following restrictions on the use of this product must be observed. DO NOT feed treated crops or pasture to stock other than sheep used for leaf plucking in vineyards. Take care not to allow this product to drift onto pasture or crops that may be grazed. DO NOT graze stock in orchards which have been treated with Genoxy 240SC.

**VINEYARDS:** Do not graze stock other than sheep in vineyards which have been treated with Genoxy 240SC. Sheep may be grazed in vineyards for the purpose of leaf plucking providing they are not slaughtered for 2 months after leaving the vineyard.



**UN 3082; CLASS 9, PGIII, ENVIRONMENTALLY HAZARDOUS SUBSTANCE, LIQUID, N.O.S.** (Methoxyfenozide).  
Do not carry this product on a passenger service vehicle.

**WARNING**  
KEEP OUT OF REACH OF CHILDREN

# Genoxy® 240SC

A target specific insecticide for the control of leafrollers on avocados and grapes.

Active Ingredient: contains 240g/litre methoxyfenozide in the form of a suspension concentrate.

**GROUP 18 INSECTICIDE**

Registered pursuant to the ACVM Act 1997 No. P8627  
See [www.foodsafety.govt.nz](http://www.foodsafety.govt.nz) for registration conditions


In a transport emergency dial 111, Police or Fire Brigade.  
**For specialist advice in an emergency only call:**  
**0800 734 607 (24 hours)**



**Net Contents: 5 litres**



**READ LABEL BEFORE USE**




**HSNO Classifications:** 6.3B, 6.4A, 6.5B, 6.9B, 9.1B.  
**Approved under the HSNO Act 1996, HSR100822.** See [www.epa.govt.nz](http://www.epa.govt.nz) for controls.  
**Qualified Person/Contractor:** Required.

Causes mild skin irritation and may cause an allergic skin reaction. Causes serious eye irritation. May cause damage to organs through single, prolonged or repeated exposure.

**ECOTOXICITY:** TOXIC TO AQUATIC LIFE WITH LONG-LASTING EFFECTS. DO NOT contaminate an aquatic environment with chemical or empty container. DO NOT spray over, or allow drift to drift over, an aquatic environment. Genoxy 240SC must not be applied onto or into water. Take all reasonable steps to ensure that the substance does not cause any significant adverse effects to the environment beyond the application area.  
**INSECTICIDE:** VERY TOXIC TO SOME INSECTS. Certain insects may be killed from contact with this product. DO NOT allow drift outside the target area to occur.

**HANDLING PRECAUTIONS: EQUIPMENT:** Apply using calibrated and maintained equipment in accordance with the NZ Standard for the Management of Agrichemicals (NZS8409). Genoxy 240SC must be applied via ground-based methods only.  
**STORAGE:** Store locked up in the original, unopened container in a cool, dry place, out of direct sunlight and away from stockfeed or foodstuffs. As a Class 9 Substance with Ecotoxicity Classifications, storage must be carried out in such a manner as to prevent contamination of waterways. It is recommended that The New Zealand Standard for the Management of Agrichemicals (NZS8409) is followed. See Safety Data Sheet for further information.  
**PERSONAL PROTECTION:** Avoid skin and eye contact. When mixing or applying wear eye protection, cotton overalls buttoned to the neck and wrist, gloves made of a chemically resistant material such as rubber, polyethylene or polyvinyl chloride and waterproof boots. Do not breathe fumes, vapours or spray. Do not eat, drink or smoke while using. Remove protective clothing immediately after handling this product and wash hands and face before meals and after work. Contaminated work clothing should not be allowed out of the workplace.  
**SPILLAGE:** Wear appropriate protective clothing and prevent material from entering waterways. Absorb spills with inert material and place in waste containers. Wash area with water and absorb with further inert material. Dispose of waste safely, according to local Council regulations.  
**DISPOSAL:** Triple rinse empty container and add rinsate to spray tank. Triple rinsed containers should be taken to an AgRecovery collection site.  
Do not burn empty containers.



**FIRST AID:** Get medical advice/attention if you feel unwell. **IF ON SKIN:** Wash with plenty of soap and water. If skin irritation or rash occurs: Get medical advice/attention. Wash contaminated clothing before reuse. **IF IN EYES:** Rinse cautiously with water for several minutes. Remove contact lenses, if present and easy to do. Continue rinsing. If eye irritation persists: Get medical advice/attention. IF exposed or if you feel unwell: Call a POISON CENTER or doctor/physician.

**SAFETY DATA SHEET:** A Safety Data Sheet is available from Adria Crop Protection on request. Call 09 412 9817 or visit: [www.adria.nz](http://www.adria.nz)

**RE-ENTRY:** Do not allow entry into treated areas until the spray has dried. If prior entry is necessary, wear cotton overalls buttoned to the neck and wrist (or equivalent clothing) and waterproof gloves. Clothing must be laundered after each day's use.

**Batch No. and Manufacturing Date:** See on packaging

**Registered to and Distributed by:**

Adria New Zealand Limited.  
P.O. Box 535, 407 State Highway 16 Kumeu, Auckland.  
Ph: 09 412 9817. Fax: 09 412 9807. [www.adria.nz](http://www.adria.nz)



**Notice to Buyer:** Careful tests have proved that the product is suitable for the recommended purposes when used in accordance with our instructions. However, since storage and use of product are beyond our control, we do not therefore accept any liability for damage or loss of efficacy which may result from the use of this product, whether used in accordance with the directions or not. We are liable for a consistent quality of the product, but the risk of its storage and use is not borne by us.

**Cleaning the spray equipment:**

**Rinsing:**

- After using Genoxy, empty the spray unit completely and drain the whole system. Thoroughly wash inside the unit using a pressure hose. Drain the spray unit, and clean any filters in the tank, pump, lines, hoses and nozzles.
- After cleaning the spray unit as above, quarter fill with clean water and circulate through the pump, lines, hoses and nozzles. Drain and repeat the rinsing procedure twice.
- Discard rinse water on land already sprayed or on waste land away from desirable plants and water sources.