

**BEWARE:** Apply this product carefully. Spray drift may cause serious damage to other desirable plants. A strategy to minimize spray drift should be employed at all times when applying spray near aquatic environments.

**IT IS AN OFFENCE FOR USERS OF THIS PRODUCT TO CAUSE RESIDUES EXCEEDING THE RELEVANT MRL IN THE FOOD NOTICE: MAXIMUM RESIDUE LEVELS FOR AGRICULTURAL COMPOUNDS.**

**DIRECTIONS FOR USE:**

**APPLICATION METHOD:** Solstar Herbicide can be applied using conventional ground spraying equipment. Flush equipment thoroughly with clean water after use.

**Boom Spraying:** Use 100 - 200 litres of water per hectare in accordance with The New Zealand Standard for the Management of Agrichemicals (NSZ8409) as a medium quality spray. For late applications use 300 litres of water per hectare as medium quality spray to obtain more complete coverage.

**MIXING:** Half fill the spray tank with water and add the required quantity of Solstar Herbicide. When tank mixing with other herbicides add the Solstar Herbicide last.

**RAINFALL:** Do not apply if rainfall is likely within two hours of application.

**CEREALS:** Solstar Herbicide is a selective herbicide for the control of many broadleaf weeds in wheat, barley and oats. Apply from the 3 leaf stage of the crop to booting (flag leaf) growth stage. Do not spray cereals undersown with clover or lucerne.

Weeds	Rate Litre/Ha	Comments
Black nightshade Docks (seedling)	0.75	Weeds should be at the 2 - 6 leaf stage.
Field Chickweed	1.0	Apply before flowering
Cleavers	1.25	Apply at the 2 - 4 whorl stage. Application may also be made to cleavers at advanced growth stages to achieve knockdown.
Wireweed, Cornbind Field madder	1.25	Apply to wireweed and cornbind at the 2 - 6 leaf growth stage. Apply to field madder before flowering.
Volunteer potato	2.0	Suppression only. Apply when volunteer potatoes are 10-20cm in height. Level of control will vary according to potato vigour, variety and crop competition.


The addition of an MCPA herbicide to Solstar Herbicide will broaden the weed spectrum for control of fathen, hedge mustard, wild turnip, shepherd's purse and nettle and will improve the control of wireweed. Refer to the MCPA label for application timing.

**APPLES:** Solstar Herbicide broadens the activity of glyphosate against certain broadleaf weeds in orchards. Refer to table below for use directions. Applications should be directed to the ground ensuring contact is not made with any green bark, suckers, foliage or fruit of the tree. Do not apply to trees less than 3 years old. Refer to glyphosate label for use rates for weeds not listed below, general recommendations and precautions relating to that product.

Weeds	Rate Litre/Ha	Comments
White clover	1.5	Add a penetrant.
Docks	1.5	Apply Solstar Herbicide in mixture with 2 litres/ha glyphosate (360g/litre formulation) and a suitable penetrant.
Large flowered mallow Creeping mallow	2.0	Apply Solstar Herbicide in mixture with 3 litres/ha glyphosate (360g/litre formulation) and a penetrant.

**WITHHOLDING PERIODS:** **Cereals:** Do not graze failed crops for 7 days after application. **Apples:** Do not harvest within 28 days of application.

**COMPATIBILITY:** Solstar is compatible with glyphosate, MCPA, 2, 4-D-amine, clopyralid and most commonly used fungicides and insecticides.

	<b>UN 3082. Class: 9, Packaging group: III. ENVIRONMENTALLY HAZARDOUS SUBSTANCE, LIQUID, N.O.S. (FLUROXYPYR).</b> Do not carry this product on a passenger service vehicle.
---	---

**DANGER**  
KEEP OUT OF REACH OF CHILDREN

**Solstar®**

**For the control of broadleaf weeds in  
apples and cereals.**

**Active Ingredient: Contains 200g/litre fluroxypyr  
as the meptyl ester in the form of an  
emulsifiable concentrate.**

**GROUP 03 HERBICIDE**

Registered pursuant to the ACVM Act 1997 No. P7900  
See [www.foodsafety.govt.nz](http://www.foodsafety.govt.nz) for registration conditions.


**In a transport emergency dial 111, Police or Fire Brigade.  
For specialist advice in an emergency only call:  
0800 734 607 (24 hours).**



**Net Contents: 10 litres**




#### READ LABEL BEFORE USE



**HSNO Classifications:** 3.1D, 6.1E (Oral), 6.3B, 6.4A, 9.1A, 9.2A  
C10 Aromatic hydrocarbons, naphthalene depleted; CAS 64742-94-5; Benzenesulfonic acid; C10-13 (linear) alkyl derivs., calcium salt; CAS 1335202-81-7; 8.3A. Alcohols, C12-14, ethoxylated; CAS 68439-50-9; 8.3A  
**Approved under the HSNO Act 1996,** HSR008012. See [www.epa.govt.nz](http://www.epa.govt.nz) for controls.  
**Qualified Person/Contractor:** Required.

This substance may be harmful if swallowed, inhaled or absorbed through the skin. Causes serious eye irritation. Causes mild skin irritation. COMBUSTIBLE LIQUID: Keep away from naked flame or heat sources. Do not store or use near heat or naked flame.  
**PRECAUTIONS:** Avoid contact with skin and eyes, and inhalation of spray mist. No smoking. When mixing or applying wear appropriate clothing including impervious, elbow-length gloves, waterproof hat, trousers and eye protection. Wash hands and exposed skin before meals and after work. Avoid contamination of any water supply with chemical or empty container. Apply this product carefully. Spray drift may cause serious damage to desirable plants. Ensure compliance with relevant regional air management plans. Do not apply directly into or onto water.  
**STORAGE:** Store locked up in the original, unopened container in a cool, dry, well-ventilated place, out of direct sunlight and away from stockfeed or foodstuffs. As a Class 9 Substance with Ecotoxicity Classifications, storage must be carried out in such a manner as to prevent contamination of waterways. It is recommended that The New Zealand Standard for the Management of Agrichemicals (NZS8409) is followed. See Safety Data Sheet for further information.  
**ENVIRONMENTAL INFORMATION: VERY TOXIC TO THE SOIL ENVIRONMENT. VERY TOXIC TO AQUATIC LIFE WITH LONG-LASTING EFFECTS.** A strategy to minimise spray drift should be employed at all times when applying spray near aquatic environments.  
**DISPOSAL OF CONTAINER:** Triple rinse container and add residue to spray tank. Return clean, empty container to an AgRecovery site for disposal. Avoid contamination of any water supply with chemical or empty container.



**FIRST AID:** If **swallowed** do NOT induce vomiting. For advice, contact the National Poisons Centre on 0800 POISON (0800 764766) or a doctor immediately.  
**IF IN EYES:** Rinse cautiously with water for several minutes. Remove contact lenses, if present and easy to do. Continue rinsing. If eye irritation persists: Get medical advice/attention. **Skin contact:** Remove affected clothing and wash all exposed skin area with mild soap and water, followed by warm water rinse. Seek medical attention if ill effect or irritation develops. **If Inhaled:** Assure fresh air breathing. Rest. If breathing is difficult, give oxygen. If not breathing, give artificial respiration. Seek medical advice. If medical advice is needed, have product container or label at hand. Call a POISON CENTER or doctor/physician if you feel unwell. In case of fire: Use dry chemical, foam, water fog or water spray to extinguish.  
**SPILLS:** Wear appropriate protective clothing and prevent material from entering waterways. Absorb spills with inert material and place in waste containers. Wash area with water and absorb with further inert material. Dispose of waste safely (such as to a suitable landfill).  
**COMBUSTIBLE LIQUID:** Keep away from naked flame or heat sources. Do not store or use near heat or naked flame.

**Batch No. and Manufacturing Date:** See on packaging

**Registered to and Distributed by:**

Adria New Zealand Ltd.  
P O Box 535  
407 State Highway 16  
Kumeu, Auckland  
Phone: 09 412 9817 Fax: 09 412 9807 [www.adria.nz](http://www.adria.nz)



**Notice to Buyer:** Careful tests have proved that the product is suitable for the recommended purposes when used in accordance with our instructions. However, since storage and use of product are beyond our control, we do not therefore accept any liability for damage or loss of efficacy which may result from the use of this product whether used in accordance with the directions or not. We are liable for a consistent quality of the product, but the risk of its storage and use is not borne by us.

**Cleaning Spray Equipment:**

**Rinsing:**

- After using Solstar, empty the spray unit completely and drain the whole system. Thoroughly wash inside the unit using a pressure hose. Drain the spray unit, and clean any filters in the tank, pump, lines, hoses and nozzles.
- After cleaning the spray unit, quarter fill with clean water and circulate through the pump, lines, hoses and nozzles. Drain and repeat the procedure twice.
- Discard rinse water on land already sprayed or on waste land away from desirable plants and water sources.

**Decontamination:** Before applying to sensitive crops with equipment that has been used to apply Solstar:

- Wash the tank and rinse the system as above, then quarter fill the tank and add an alkali detergent (e.g. Surf® or Drive® at 500ml or 500g/100L of water) and circulate throughout the system for at least 15 minutes. Do not use chlorine based cleaners.
- Drain the whole system. Remove filters and nozzles and clean them separately. Finally flush the system with clean water and allow to drain.